


Formation

o | | | |
1 | | | |
_



a c c d f g r s' q u

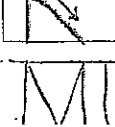
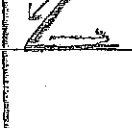
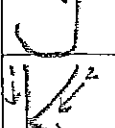
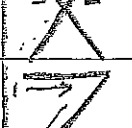
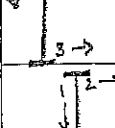
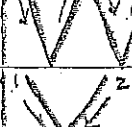
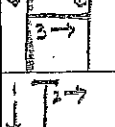
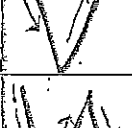

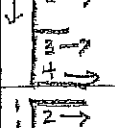
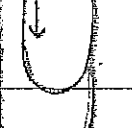
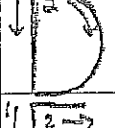
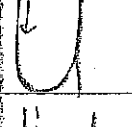
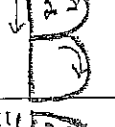
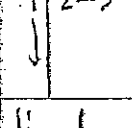

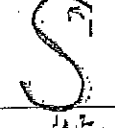


(' = starting point)

b e h i j k l m n o p r t u v w x y z

1 2 3 4 5 6 7 8 9 0

Trace and Write with correct form.

Name: _____



MU BEST CAPITAL LETTERS



Archway Classical Academy, Cicero
Spalding Homework 3-5

Grade: 5 Week: 1 Day of Week: Thursday

Dear Parents,

Please dictate the following 30 words to your child. Say each word, then say it in a sentence, and then say the word again. Your child writes the *word* only, as seen below. He/she does not include the *markings* or *rules* they learned in class. You will then help your child make appropriate corrections, immediately, before moving on to the next word. Please make sure your child is not copying the words from this homework page, but you are reading them to your child. Thank you!

| | | |
|----|------|----|
| Aa | Kk | Uu |
| Bb | Ll | Vv |
| Cc | Mm | Ww |
| Dd | Nn | Xx |
| Ee | Oo | Yy |
| Ff | Pp | Zz |
| Gg | Ququ | |
| Hh | Rr | |
| Ii | Ss | |
| Jj | Tt | |

Further Instructions:

Child should label his/her paper with the title *Spalding Homework*, as well as write his/her name, grade/section, and date. The intention of Spalding homework is to practice applying phonogram knowledge and rules to spelling, as well as to practice proper letter formation. Please instruct your child to use his/her best handwriting and to re-write any words that were not written with care.

Teacher/Admin Only: (Initial)

Words written by: AMS Proofed by _____ Approved by _____

Spalding Cues

Write 'cues' on the back of phonogram cards (1-70) so that language is consistent.

AI- not used

OI- not used

ER- her

IR- first

UR- nurse

EAR- early

AU- not used

CK- 2 letters

UI- not used

OA- boat

PH- 2 letters

KN- 2 letters- beginning

GN- 2 letters

WR- 2 letters

DGE- 3 letters

EIGH- 4 letters

TI- tall

CI- short

70 Spalding Phonograms

The child is to say the sounds of the phonograms in the order they are given. The key words are for your use only! **Do not** teach these words to the child.

| Child | Parent | |
|-------|--------|--------------|
| a | ă | as in at |
| | ā | as in navy |
| | ah | as in father |
| b | b | as in rib |
| c | k | as in can |
| | s | as in cent |
| d | d | as in lid |
| e | ě | as in end |
| | ē | as in me |
| f | f | as in if |
| g | g | as in bag |
| | j | as in gem |
| h | h | as in him |
| i | ī | as in big |
| | ī | as in silent |
| j | j | as in jam |
| k | k | as in ink |
| l | l | as in log |
| m | m | as in ham |
| n | n | as in win |
| o | ō | as in odd |
| | ō | as in open |
| | oo | as in do |
| p | p | as in pig |
| qu | kw | as in quit |
| r | r | as in rat |
| s | s | as in us |
| | z | as in as |

8/16/11 KLO

| | | |
|----|----|--|
| t | t | as in top |
| u | ū | as in up |
| | ū | as in music |
| | ōō | as in put |
| v | v | as in vivid |
| w | w | as in wit (round the lips) |
| x | ks | as in box |
| y | y | as in yet |
| | ī | as in gym |
| | ī | as in my |
| z | z | as in zoo |
| sh | sh | as in dish |
| ee | ē | as in see (double ee) |
| th | th | as in thin (air only) |
| | th | as in this (voiced) |
| ow | ow | as in how |
| | ō | as in low |
| ou | ow | as in round |
| | ō | as in soul |
| | oo | as in you |
| | ū | as in country |
| oo | oo | as in boot |
| | ōō | as in foot |
| ch | ch | as in much |
| | k | as in school |
| | sh | as in chef |
| ar | ar | as in far |
| ay | ay | as in day |
| ai | ai | as in paint (never used at the end of a word) |
| oy | oy | as in boy |
| oi | oi | as in point (never used at the end of a word) |
| er | er | as in her |
| ir | ir | as in first |

8/16/11 KLO

| | | |
|------|-----|--|
| ur | ur | as in nurse |
| wor | wor | as in works |
| ear | er | as in early |
| ng | ng | as in rang (nasal sound) |
| ea | ē | as in eat |
| | ĕ | as in head |
| | ā | as in break |
| aw | aw | as in law |
| au | au | as in author (never used at the end of a word) |
| or | or | as in for |
| ck | k | as in neck (2 letter) |
| wh | wh | as in when (air should be felt when saying this) |
| ed | ĕd | as in graded |
| | d | as in loved |
| | t | as in wrecked |
| ew | oo | as in grew |
| | ū | as in new |
| ui | oo | as in fruit (never used at the end of a word) |
| | ū | as in suit |
| oa | ō | as in boat |
| gu | g | as in guess (2 letter) |
| ph | f | as in phone (2 letter) |
| ough | ō | as in though |
| | oo | as in through |
| | ŭf | as in rough |
| | ōf | as in cough |
| | aw | as in thought |
| oe | ow | as in bough |
| | ō | as in toe |
| ey | ā | as in they |
| | ē | as in key |
| | ĭ | as in valley |

8/16/11 KLO

| | | |
|------|----|--|
| igh | ī | as in sigh |
| kn | n | as in knot (2 letter only used at the beginning of a base word) |
| gn | n | as in sign (2 letter may be used at the beginning or end of a base word) |
| wr | r | as in wrap (2-letter) |
| ie | ē | as in conceit |
| | ī | as in pie |
| | ī | as in lilies |
| dge | j | as in bridge (3-letter) |
| ei | ē | as in conceit |
| | ā | as in veil |
| | ī | as in forfeit |
| eigh | ā | as in weigh (4-letter) |
| ti | sh | as in nation (begins with a tall letter) |
| si | sh | as in session |
| | zh | as in vision |
| ci | sh | as in facial (begins with a short letter) |

Clues or prompts given by the teacher are in boldface print.

| |
|--|
| |
| |
| |
| |
| |
| |
| |
| |
| |
| |
| |
| |
| |
| |
| |
| |
| |
| |
| |
| |
| |
| |
| |